

# Love Tennis? Serve the Game in Officiating...

Welcome to the brave world of tennis officiating! – 2024 CTDW



# **WHO ARE OFFICIALS?**

**We are people who love the sport of tennis  
and want to give back to the game in a  
meaningful manner.**

# WE ARE USTA OFFICIALS

THE ULTIMATE TENNIS EXPERIENCE BEGINS WITH US

WE DON'T JUST MAKE CALLS

WE MAKE OUR SPORT FUN AND FAIR

WE DON'T JUST OVERSEE THE GAME

WE ARE AMBASSADORS FOR THE SPORT

WE TEACH  
LEARN  
LISTEN  
LEAD

OUR  
DIVERSITY  
GIVES US  
STRENGTH

OUR  
MISSION  
UNITES  
US ALL

SET THE STAGE  
FOR TENNIS  
AT ITS BEST









# Officiating Disciplines

Roving Officials

Chair Umpires

Line Umpires

Referees

Chief Umpires



Officials ensure fair play, help tournaments run smoothly, and teach the rules of the game and their implementation.

Whichever role we are serving, an official plays an integral role at all levels from local community events to professional events to collegiate events by ensuring fair play and sportsmanship.





AO

"I'VE SEEN IT  
BUT I DO NOT  
BELIEVE IT"

STEFANOS TSITSIPAS  
MEMORABLE MOMENT



**So how do I get started?**

1

## Step 1

Create an OfficialsFirst Account



3

## Step 3

Get Safe Play Approved!

# OfficialsFirst

USTA 

LOGIN TO YOUR USTA OFFICIATING ACCOUNT

Keep me logged in

LOGIN

REGISTER

[I forgot my password](#)

2

## Step 2

Complete the Introduction to Officiating Module

- Rules and Regulations Course
- Level 1 and Level 2 Roving Umpire Courses



USTA OFFICIATING

Username: EMMC\*\*\*\*


Password:

Enter

[Forgot password?](#)

[Don't have a Login?](#)

[Register now](#)



## Step 4

Be a USTA Member... of course. 😊

## Training Checklist


AS OF DECEMBER 15, 2022

The topics listed below are examples of various tasks and themes that a Prospect should gain experience in during their shadowing/training period. These are the same topics that a Prospect will be asked to either explain or demonstrate prior to final certification sign-off by the USTA Officiating Department.

When you feel like you have gained the necessary experience or knowledge in a topic, place a checkmark in the column on the right. This will help you to track your progress during your shadowing, training, or studying.

Each Prospect should be able to demonstrate or explain all areas found in the chart below:

<b>Preparation</b>	The proper USTA uniform guidelines	
	Proper on-court equipment for a Roving Umpire	
<b>Court &amp; Equipment Set-Up</b>	Where singles sticks are placed and how to check the net	
	The process and reason for checking the balls	
<b>Pre-Match</b>	The pre-match conference	
<b>Timing</b>	The time between points, changeovers, sets and rest periods	
	The difference between Delay and a Time Violation	
<b>Medical Timeout Procedures</b>	Correct verbiage	
	Procedures for Trainer present vs. No Trainer present	
	The procedures for a bleeding timeout	
<b>Lets</b>	When lets can be called and who may call them	
<b>The Code</b>	Can explain the principles and purpose of The Code	
<b>Code Violations</b>	Code violations with correct verbiage	
	Examples and explanations of categories (i.e. ball abuse, racket abuse, verbal obscenity etc.)	
<b>Scoring Disputes</b>	The three methods of resolving scoring disputes	
<b>Foot Faults</b>	What constitutes a Foot Fault on the various lines and how to call one	
<b>Hindrance</b>	The difference between intentional or unintentional hindrance	
	What information needs to be relayed to a replacement Official	
<b>Professionalism</b>	How to handle a difficult situation (i.e. an irate parent)	
	How to answer players' questions efficiently and professionally (i.e. player upset with an Official's call)	
	Explain the purpose of the USTA Officials Code of Conduct and the general expectations of an Official	
<b>Post-Match</b>	Process for reporting code violations for the purpose of assessing Suspension Points	



## Step 6

On-court shadowing

USTA

USTA SITES ▾ USTA SECTIONS ▾ You're in SOUTHERN / GEORGIA ▾ Marietta, GA ▾ España/ol 🔍 Search USTA.com

**USTA SOUTHERN** PLAY · IMPROVE · NEWS · COACH & ORGANIZE · ABOUT · PRO [JOIN](#) [SIGN IN](#)

[Home / Choose Account Type](#)

## Choose the path that best describes you

[Looking for your old account?](#)



### Parents

Create an account for your child and help them find play opportunities. Keep track of their growth and progress in tennis.

GET STARTED



### Tennis Players

Create your own USTA account, find play opportunities, and get connected to the game you love.


GET STARTED



### Teacher, Organizers, and Facility Operators

Grow your tennis business with digital tools and resources to attract more players and keep them coming back.

GET STARTED



## Step 5

Good Eyesight! 20/20 corrected is the minimum!



# Where Can I Find Officiating Opportunities?

Junior and Adult Tournaments  
State High School Championships  
District and Sectional Events  
Collegiate Matches (ITA)  
National Championships (Adult/Junior)  
USTA Pro Circuit Events

Newly certified Officials will receive a welcome gift in the mail from the USTA Officiating Department. This gift includes on-court supplies, such as a tape measure, Friend at Court, flipping coin, pen, pocket notebook, as well as a uniform polo and hat.





**OK, time to test your rules knowledge!**

Find a partner & have one of you open up:

**kahoot.it**